



PC 2630-16-6-U

U-panels for roof and wall application




Panel properties



Advantages

- light weight, rapid and easy to install
- horizontally installed an insulation value of approx. 1.9 W/m²K and no thermal bridges
- maximum free span and water tightness through combined fastener fixing and panel connection with polycarbonate or aluminium glazing bar
- fitting to every standard and non-standard sized roof construction
- flat roof constructions from 5° pitch or curved application with a minimum radius of 3m
- glazing bar and aluminium frame profiles can be customized to your colour choice
- Polycarbonate is shatter proof and compared to glass 200 times tougher

U _p - value	approx. 1.9 W/m ² K	
Weight	approx. 3200 g/m ²	
Thickness	16 mm +/-0.5 mm	
Building width	630 mm	
Flammability classification	B1 and B2 according to DIN 4102	
Structure	6 walls / 5 chambers	
Modulus of elasticity	approx. 2400 N/mm ²	
Bending radius	minimum 3.0 m	
Coefficient of linear expansion	0.065 mm/m/°C	
Light transmission	clear	approx. 61%
	opal	approx. 40%
Solar gain value g	clear	approx. 63%
UV-admission	< 1 %, wavelength until 380 nm stopped almost a 100%	
UV-protection	coextruded UV-protective layer on both sides	
Production tolerances	according to EN 16153	
Service temperature	- 40°C up to +115°C (temporarily up to + 130°C)	
Hail resistance	s. warranty	
Colors	 Clear Opal Color (on request*) DuoColor (on request*)	

*Minimum quantities are mandatory

The aforesaid information and our application technological advice in words, written and through tries, are carried out to best of one's knowledge. This information is non-binding advice even in regards to property rights of third parties. Our advice does not release you from your responsibility to proof self dependently our current advices - especially our safety data sheets and technical information - and to test if our products in regards to applicability for the intended system and use. Application, use and handling of our products -produced from you based on our application technological advice - take place out of our control andtherefore you are solely responsible. The sale of our products is carried out according to our current general terms and conditions. Please check before handling if our products are applicable for the intended purpose.


PC 2630-16-6-U

U-panels for roof and wall application




Accessories

PC glazing bar installation



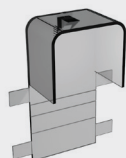
Aluminium profile 461640

Aluminium frame profile for sides. This profile is composed of two parts. The channel no. 461640 and the front plate no. 492001.



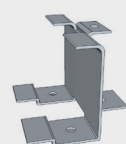
PC glazing bar no. 380061

To connect the panels, the PC glazing bars have to be clipped onto the moulded tongues of the u-panels.



PC end cap no. 395008

End caps cover the front ends of PC glazing bars to avoid the entry of dirt, insects and moisture.




Aluminium fastener no. 494016 N

U-panels are fixed onto the substructure with this aluminium fastener to secure the panels from suction loads.



Aluminium U-profile no. 461611

The aluminium U-profiles close the ends of panels which have been previously sealed with sealing-tape according to the installation manual.



External gasket no. 902901

The gasket has to be pushed onto the front plate of the aluminium frame profile to avoid the entry of dirt and moisture.

Load resistance

The following values are based on internal tests. They do not include any safety factors.



static continuous system
roof pitch $\geq 5^\circ$

load direction	suction & pressure
span width 1.0 m	1.9 kN/m ²
span width 1.3 m	1.7 kN/m ²
span width 1.6 m	1.35 kN/m ²

The values above are based on internal tests of panels with RODECA fastener 494016N and RODECA-system-accessories. This information does not replace specified national building regulations and certificates.

*Minimum quantities are mandatory

The aforesaid information and our application technological advice in words, written and through tries, are carried out to best of one's knowledge. This information is non-binding advice even in regards to property rights of third parties. Our advice does not release you from your responsibility to proof self dependently our current advices - especially our safety data sheets and technical information - and to test if our products in regards to applicability for the intended system and use. Application, use and handling of our products -produced from you based on our application technological advice - take place out of our control andtherefore you are solely responsible. The sale of our products is carried out according to our current general terms and conditions. Please check before handling if our products are applicable for the intended purpose.

PC 2630-16-6-U

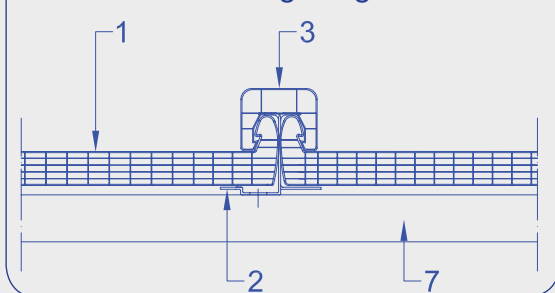
U-panels for roof and wall application



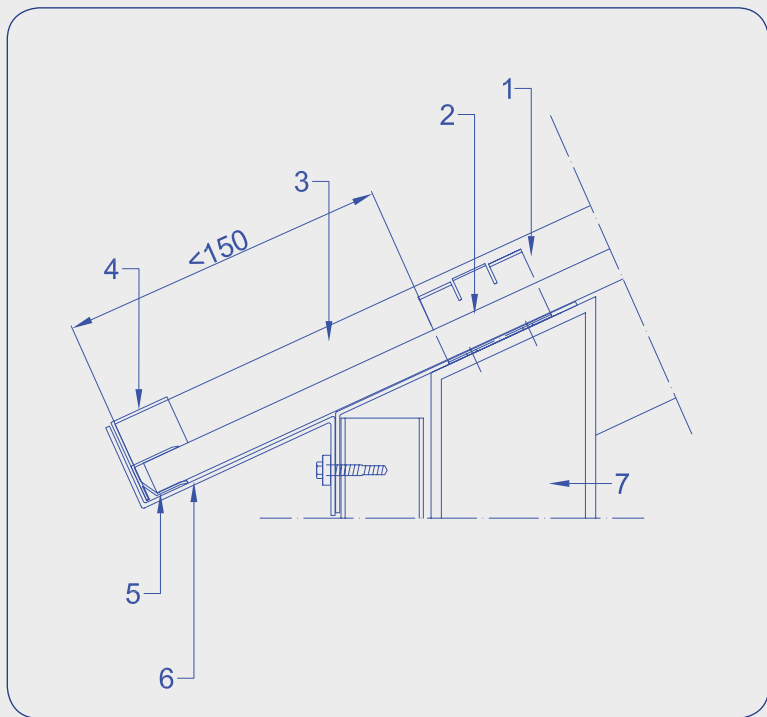
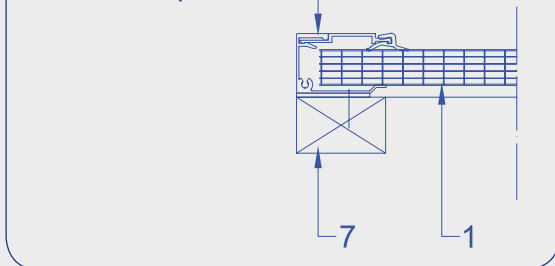
Roof installation with PC or aluminium glazing bar

- 1 U-panel PC 2630-16-6-U
- 2 Aluminium fastener no. 494016 N
- 3 PC glazing bar no. 380061 (polycarbonate, clear)
- 4 PC end cap no. 395008
- 5 Aluminium u-channel no. 461611
- 6 Flashing on site
- 7 Substructure on site
- 8 Aluminium end profile 461640 with front plate 492001 and external gasket 902901

Installation with PC glazing bar



Lateral end profile



*Minimum quantities are mandatory

3/3

The aforesaid information and our application technological advice in words, written and through tries, are carried out to best of one's knowledge. This information is non-binding advice even in regards to property rights of third parties. Our advice does not release you from your responsibility to proof self dependently our current advices - especially our safety data sheets and technical information - and to test if our products in regards to applicability for the intended system and use. Application, use and handling of our products -produced from you based on our application technological advice - take place out of our control andtherefore you are solely responsible. The sale of our products is carried out according to our current general terms and conditions. Please check before handling if our products are applicable for the intended purpose.